

2023 KINGFISHER COUNTY ASSESSOR'S OFFICE REPORT TO THE EXCISE BOARD

07/26/2023

City/Village								
DISTRICT	DESCRIPTION	PERSONAL PROPERTY	REAL PROPERTY	PUBLIC SERVICE	TOTAL VALUATION	HOMESTEAD EXEMPTIONS	OTHER EXEMPTIONS	NET VALUATION
T01	7-Kingfisher-C	5,326,025	35,678,533	14,480,540	55,485,098	692,332	213,536	54,579,230
T02	16-Hennessey-C	2,220,131	12,715,894	1,894,344	16,830,369	259,028	172,199	16,399,142
T03	105-Okarche-C	3,315,444	9,559,242	1,127,353	14,002,039	184,333	104,744	13,712,962
T04	I2-Dover-C	233,942	918,993	210,411	1,363,346	33,000	0	1,330,346
T05	J13-Loyal-C	94,424	247,829	208,720	550,973	15,333	0	535,640
T06	89-Cashion-C	171,896	3,879,250	298,918	4,350,064	64,000	76,467	4,209,597
CITY/VILLAGE TOTAL VALUATION		11,361,862	62,999,741	18,220,286	92,581,889	1,248,026	566,946	90,766,917

County								
DISTRICT	DESCRIPTION	PERSONAL PROPERTY	REAL PROPERTY	PUBLIC SERVICE	TOTAL VALUATION	HOMESTEAD EXEMPTIONS	OTHER EXEMPTIONS	NET VALUATION
C001	County General	305,760,053	145,430,891	88,613,766	539,804,710	2,574,801	1,116,848	536,113,061
COUNTY TOTAL VALUATION		305,760,053	145,430,891	88,613,766	539,804,710	2,574,801	1,116,848	536,113,061

Other								
DISTRICT	DESCRIPTION	PERSONAL PROPERTY	REAL PROPERTY	PUBLIC SERVICE	TOTAL VALUATION	HOMESTEAD EXEMPTIONS	OTHER EXEMPTIONS	NET VALUATION
CASH-EMS	CASHION EMS	31,253,917	17,189,599	20,646,448	69,089,964	248,333	237,961	68,603,670
CRES-EMS	CRESCENT EMS	4,202,512	2,598,354	54,586	6,855,452	30,000	47,154	6,778,298
KING-EMS	KINGFISHER EMS	228,793,926	92,482,217	55,491,394	376,767,537	1,712,746	518,888	374,535,903
OTHER TOTAL VALUATION		264,250,355	112,270,170	76,192,428	452,712,953	1,991,079	804,003	449,917,871

School								
DISTRICT	DESCRIPTION	PERSONAL PROPERTY	REAL PROPERTY	PUBLIC SERVICE	TOTAL VALUATION	HOMESTEAD EXEMPTIONS	OTHER EXEMPTIONS	NET VALUATION
105A-Oka	105A-Okarche	59,184,546	15,039,245	13,152,730	87,376,521	275,833	104,744	86,995,944
16A-Henn	16A-Hennessey	39,074,533	31,605,427	11,945,702	82,625,662	567,722	225,095	81,832,845
7A-Kingf	7A-Kingfisher	54,994,436	61,510,720	25,451,598	141,956,754	1,163,358	371,676	140,421,720
89A-Cash	89A-Cashion	31,253,917	17,189,599	20,646,448	69,089,964	248,333	237,961	68,603,670
9B-Okeen	9B-Okeene	1,206,279	507,991	9,263	1,723,533	7,000	0	1,716,533
I2A-Dove	I2A-Dover	73,361,723	7,984,576	6,801,169	88,147,468	151,722	20,426	87,975,320
I85-Drum	I85-Drummond	122,622	23,321	79,162	225,105	0	0	225,105

2023 KINGFISHER COUNTY ASSESSOR'S OFFICE REPORT TO THE EXCISE BOARD

07/26/2023

I92-Cima	I92-Cimarron	100,173	8,598	250,896	359,667	0	0	359,667
I94-Mar-	I94-Mar-Cov	865,360	612,714	135,298	1,613,372	5,000	53,344	1,555,028
J22-Pied	J22-Piedmont	140,731	402,670	1,017	544,418	4,000	34,406	506,012
J12-Cres	J12-Crescent	4,202,512	2,598,354	54,586	6,855,452	30,000	47,154	6,778,298
J13A-Lom	J13A-Lomega	41,253,221	7,947,676	10,085,897	59,286,794	121,833	22,042	59,142,919
SCHOOL TOTAL VALUATION		305,760,053	145,430,891	88,613,766	539,804,710	2,574,801	1,116,848	536,113,061

Vo-Tech								
DISTRICT	DESCRIPTION	PERSONAL PROPERTY	REAL PROPERTY	PUBLIC SERVICE	TOTAL VALUATION	HOMESTEAD EXEMPTIONS	OTHER EXEMPTIONS	NET VALUATION
V-15 Cim	OT Autry Vo-Tech	100,173	8,598	250,896	359,667	0	0	359,667
V-15 Cov	OT Autry Vo-Tech	865,360	612,714	135,298	1,613,372	5,000	53,344	1,555,028
V-21 Cas	Francis Tuttle Vo-Tech	31,253,917	17,189,599	20,646,448	69,089,964	248,333	237,961	68,603,670
V-21 Cre	Francis Tuttle Vo-Tech	4,202,512	2,598,354	54,586	6,855,452	30,000	47,154	6,778,298
V-26 Dov	Chisholm Trail Vo-Tech	73,361,723	7,984,576	6,801,169	88,147,468	151,722	20,426	87,975,320
V-26 Kfg	Chisholm Trail Vo-Tech	54,994,436	61,510,720	25,451,598	141,956,754	1,163,358	371,676	140,421,720
V-26 Lom	Chisholm Trail Vo-Tech	41,253,221	7,947,676	10,085,897	59,286,794	121,833	22,042	59,142,919
V-6 Pied	Canadian Valley Vo-Tech	140,731	402,670	1,017	544,418	4,000	34,406	506,012
VO-TECH TOTAL VALUATION		206,172,073	98,254,907	63,426,909	367,853,889	1,724,246	787,009	365,342,634

I, Carrie Turner, Assessor of Kingfisher County Oklahoma, do hereby certify that the foregoing is a true and correct statement of valuations for Real Estate, Personal Property, Public Service and Homestead Exemptions as certified by the State Board of Equalization and shown by the records in the County Assessor's office. Subscribed by my name and affixed the seal of the County Assessors office on this day of 07/26/2023.

State of Oklahoma)
) SS
 Kingfisher County)

Carrie Turner 7/26/23
 Date

Carrie Turner
 County Assessor
 Kingfisher County



I, Jeannie Boevers, County Clerk of Kingfisher County Oklahoma, do hereby certify that the above is a true, correct and complete list of the valuations of Kingfisher County Oklahoma as certified by the Kingfisher County Assessor's office.

Jeannie Boevers

Jeannie Boevers
 County Clerk
 Kingfisher County



Excise Board: Wendy Mice Tracy Benkebile Jim W. W...

8-9-2023
 Date

Real	Count	Value
Agricultural	0	0
Commercial	262	6,669,221
Residential	2,051	29,009,312
Total Real Value	2,313	35,678,533
Homestead	695	692,332
Veteran	11	213,536
Other	0	0
Total Exempt	710	905,868

TIF Increment Value

Net Assessed 34,772,665

Net Assessed Under Protest

Senior Freeze	61	268,786
Capped Parcels	877	4,341,034

Personal	Count	Value
Agricultural	7	38,747
Commercial	287	5,014,497
Mobile Home	104	272,781
Total Personal	398	5,326,025
Total Exempt	0	0

TIF Increment Value

Net Assessed 5,326,025

Net Assessed Under Protest

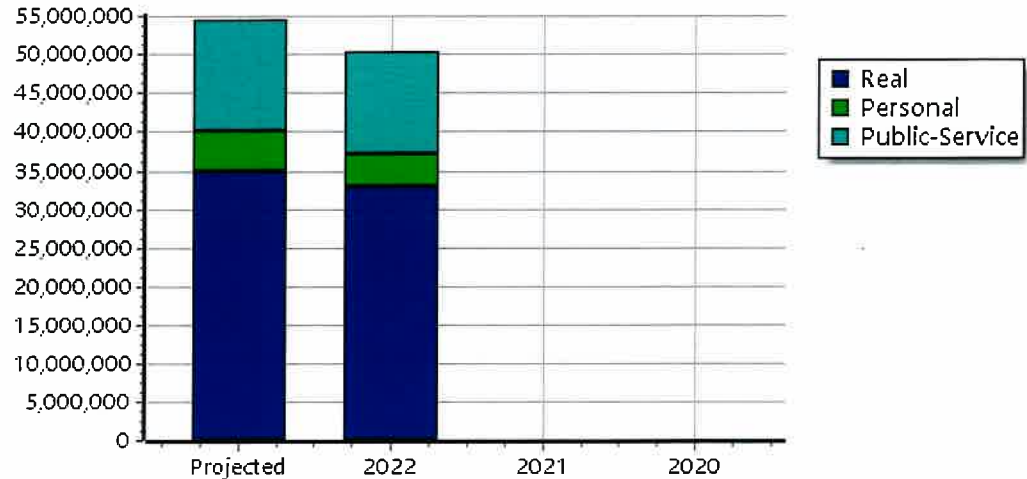
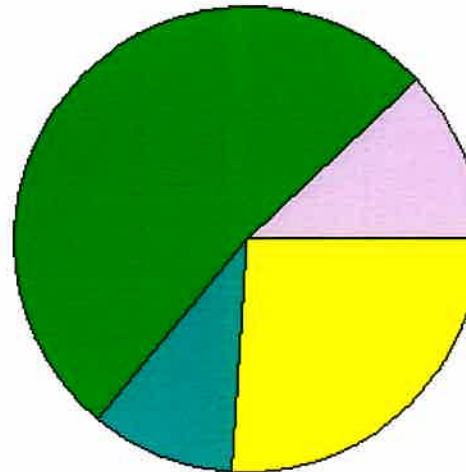
Public Service	Count	Value
Total PS Value	16	14,480,540
TIF Increment Value		
Net Assessed		14,480,540

District Totals

Total Gross Value	55,485,098
Homestead Loss	692,332
Other Exemption Loss	213,536
TIF Increment Value	
Retained TIF Value	
Net Assessed Value	54,579,230

Net Assessed Under Protest

* Public Service Protests Values are not included on this report.



Real	Count	Value
Agricultural	27	134,063
Commercial	196	3,633,766
Residential	883	8,948,065
Total Real Value	1,106	12,715,894
Homestead	260	259,028
Veteran	8	172,199
Other	0	0
Total Exempt	268	431,227

TIF Increment Value

Net Assessed 12,284,667

Net Assessed Under Protest

Senior Freeze	14	82,717
Capped Parcels	857	4,356,496

Personal	Count	Value
Agricultural	7	29,240
Commercial	142	1,925,754
Mobile Home	97	275,236
Total Personal	246	2,230,230
Total Exempt	1	10,099

TIF Increment Value

Net Assessed 2,220,131

Net Assessed Under Protest

Public Service	Count	Value
Total PS Value	15	1,894,344

TIF Increment Value

Net Assessed 1,894,344

District Totals

Total Gross Value	16,840,468
Homestead Loss	259,028
Other Exemption Loss	182,298

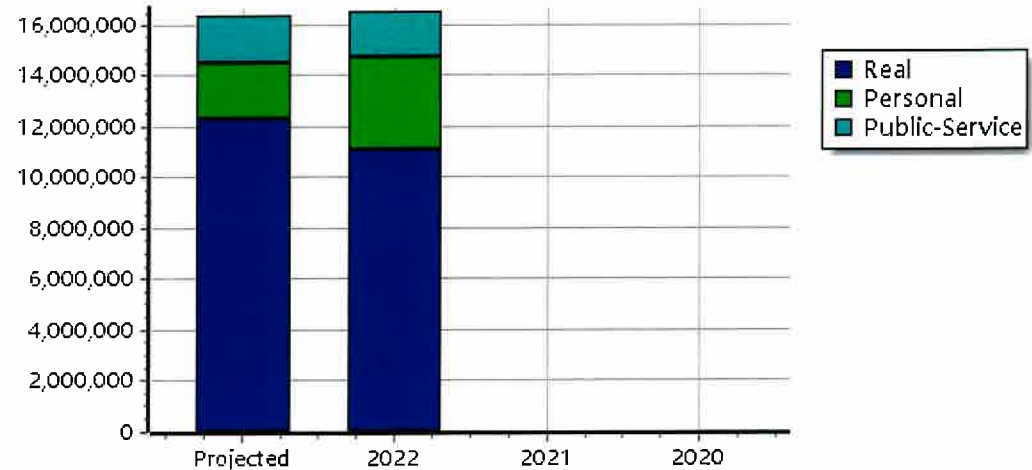
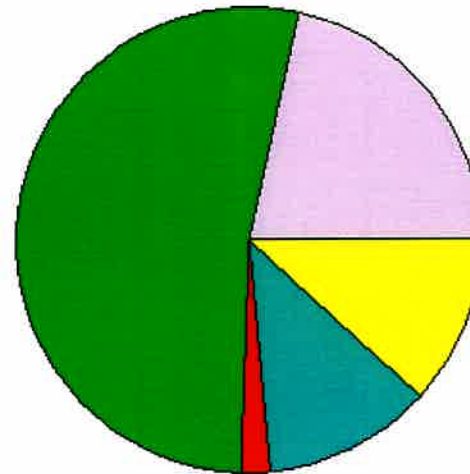
TIF Increment Value

Retained TIF Value

Net Assessed Value 16,399,142

Net Assessed Under Protest

* Public Service Protests Values are not included on this report.



Real	Count	Value
Agricultural	0	0
Commercial	45	1,636,263
Residential	431	7,922,979
Total Real Value	476	9,559,242
Homestead	184	184,333
Veteran	5	104,744
Other	0	0
Total Exempt	190	289,077

TIF Increment Value

Net Assessed 9,270,165

Net Assessed Under Protest

Senior Freeze	5	50,389
Capped Parcels	351	4,088,687

Personal	Count	Value
Agricultural	2	958
Commercial	47	3,625,018
Mobile Home	2	7,392
Total Personal	51	3,633,368
Total Exempt	1	317,924

TIF Increment Value

Net Assessed 3,315,444

Net Assessed Under Protest

Public Service	Count	Value
Total PS Value	8	1,127,353

TIF Increment Value

Net Assessed 1,127,353

District Totals

Total Gross Value	14,319,963
Homestead Loss	184,333
Other Exemption Loss	422,668

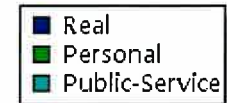
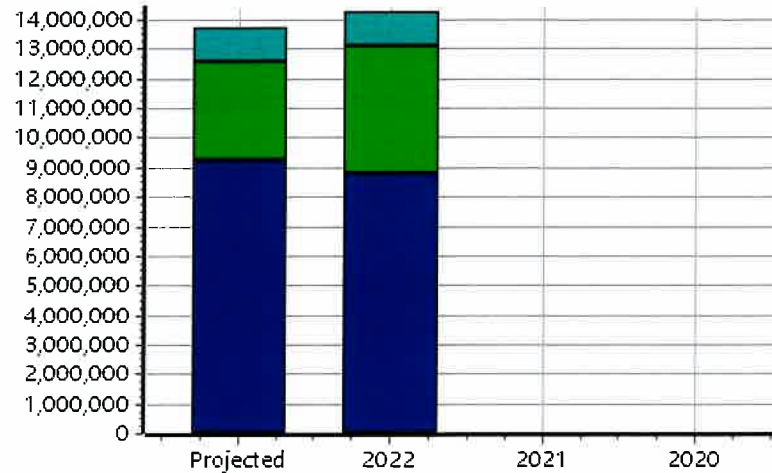

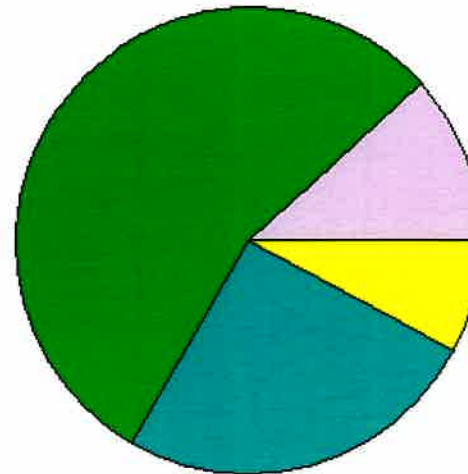
TIF Increment Value

Retained TIF Value

Net Assessed Value 13,712,962

Net Assessed Under Protest

* Public Service Protests Values are not included on this report.



Real	Count	Value
Agricultural	0	0
Commercial	29	153,321
Residential	167	765,672
Total Real Value	196	918,993
Homestead	33	33,000
Veteran	0	0
Other	0	0
Total Exempt	33	33,000

TIF Increment Value

Net Assessed 885,993

Net Assessed Under Protest

Senior Freeze	2	6,634
Capped Parcels	170	405,596

Personal	Count	Value
Agricultural	3	52,447
Commercial	16	43,170
Mobile Home	43	138,325
Total Personal	62	233,942
Total Exempt	0	0

TIF Increment Value

Net Assessed 233,942

Net Assessed Under Protest

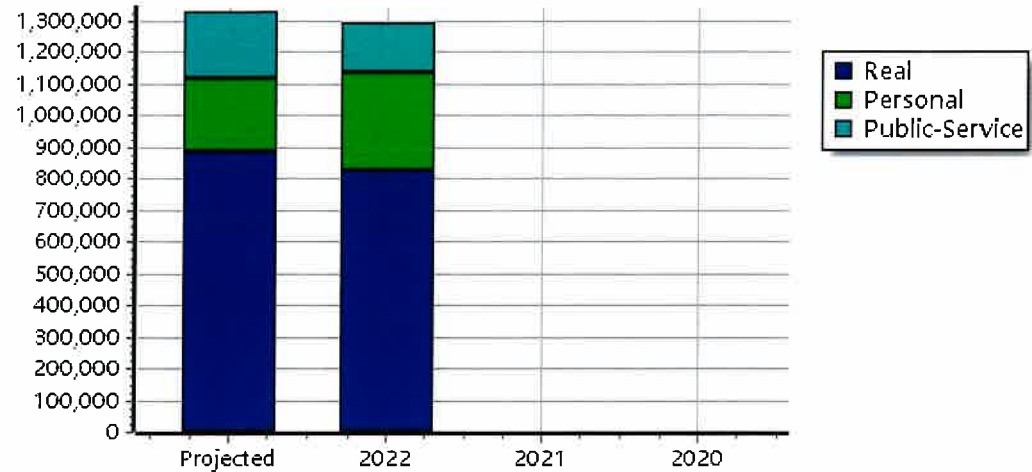
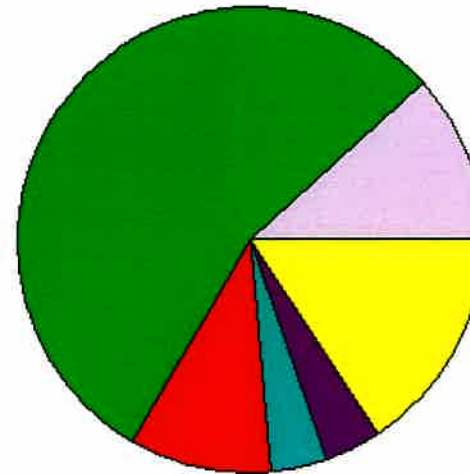
Public Service	Count	Value
Total PS Value	9	210,411
TIF Increment Value		
Net Assessed		210,411

District Totals

Total Gross Value	1,363,346
Homestead Loss	33,000
Other Exemption Loss	0
TIF Increment Value	
Retained TIF Value	
Net Assessed Value	1,330,346

Net Assessed Under Protest

* Public Service Protests Values are not included on this report.



Real	Count	Value
Agricultural	1	43
Commercial	9	94,862
Residential	57	152,924
Total Real Value	67	247,829
Homestead	16	15,333
Veteran	0	0
Other	0	0
Total Exempt	16	15,333

TIF Increment Value

Net Assessed 232,496

Net Assessed Under Protest

Senior Freeze	1	4,451
Capped Parcels	56	114,906

Personal	Count	Value
Agricultural	3	3,404
Commercial	10	67,784
Mobile Home	4	23,236
Total Personal	17	94,424
Total Exempt	0	0

TIF Increment Value

Net Assessed 94,424

Net Assessed Under Protest

Public Service	Count	Value
Total PS Value	7	208,720

TIF Increment Value

Net Assessed 208,720

District Totals

Total Gross Value	550,973
Homestead Loss	15,333
Other Exemption Loss	0

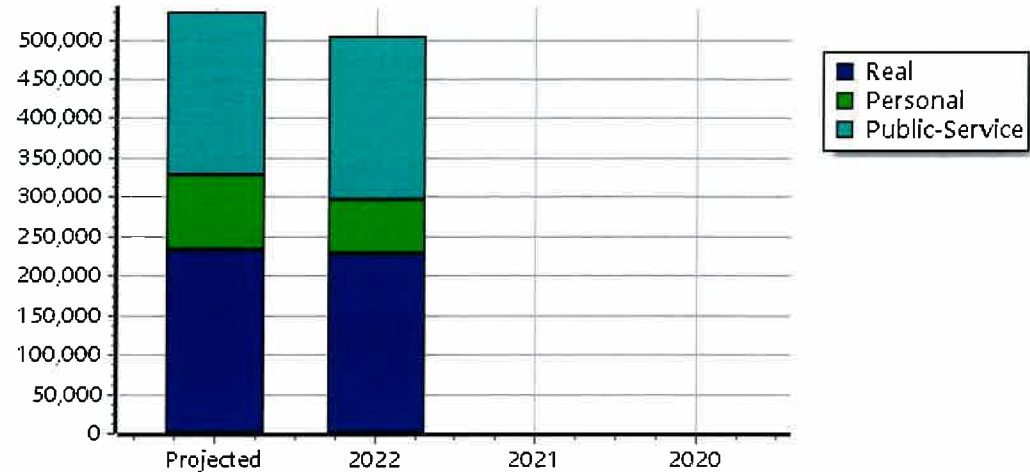
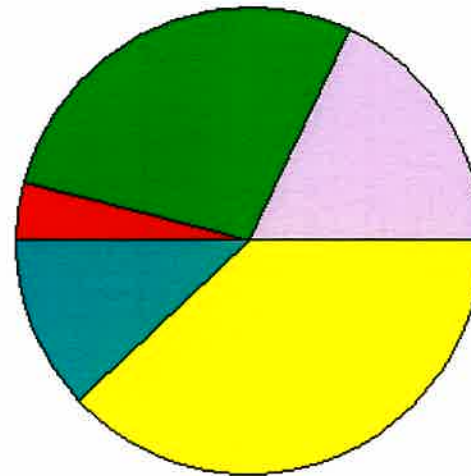
TIF Increment Value

Retained TIF Value

Net Assessed Value 535,640

Net Assessed Under Protest

* Public Service Protests Values are not included on this report.



Real	Count	Value
Agricultural	2	56,388
Commercial	33	261,833
Residential	304	3,561,029
Total Real Value	339	3,879,250
Homestead	63	64,000
Veteran	5	76,467
Other	0	0
Total Exempt	69	140,467

TIF Increment Value

Net Assessed 3,738,783

Net Assessed Under Protest

Senior Freeze	9	34,000
Capped Parcels	263	1,041,701

Personal	Count	Value
Agricultural	0	0
Commercial	18	92,174
Mobile Home	26	79,722
Total Personal	44	171,896
Total Exempt	0	0

TIF Increment Value

Net Assessed 171,896

Net Assessed Under Protest

Public Service	Count	Value
Total PS Value	6	298,918

TIF Increment Value

Net Assessed 298,918

District Totals

Total Gross Value	4,350,064
Homestead Loss	64,000
Other Exemption Loss	76,467

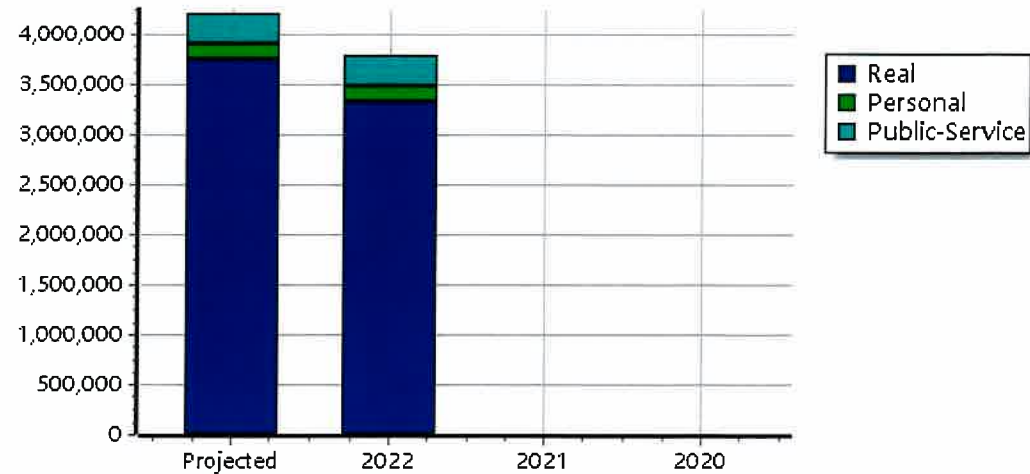
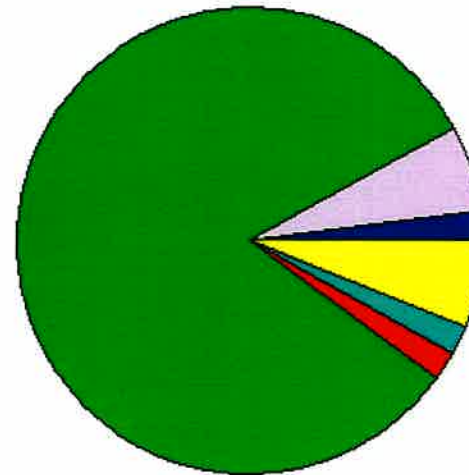
TIF Increment Value

Retained TIF Value

Net Assessed Value 4,209,597

Net Assessed Under Protest

* Public Service Protests Values are not included on this report.



Real	Count	Value
Agricultural	5,331	39,630,530
Commercial	832	21,016,293
Residential	6,180	84,784,068
Total Real Value	12,343	145,430,891
Homestead	2,585	2,574,801
Veteran	52	1,116,848
Other	0	0
Total Exempt	2,645	3,691,649

TIF Increment Value

Net Assessed 141,739,242

Net Assessed Under Protest 0 0

Senior Freeze	142	776,879
Capped Parcels	5,854	30,747,779

Personal	Count	Value
Agricultural	990	9,337,940
Commercial	1,220	293,897,032
Mobile Home	589	2,855,104
Total Personal	2,799	306,090,076
Total Exempt	3	330,023

TIF Increment Value

Net Assessed 305,760,053

Net Assessed Under Protest 26 41,553,785

Public Service	Count	Value
Total PS Value	221	88,613,766

TIF Increment Value

Net Assessed 88,613,766

District Totals

Total Gross Value	540,134,733
Homestead Loss	2,574,801
Other Exemption Loss	1,446,871

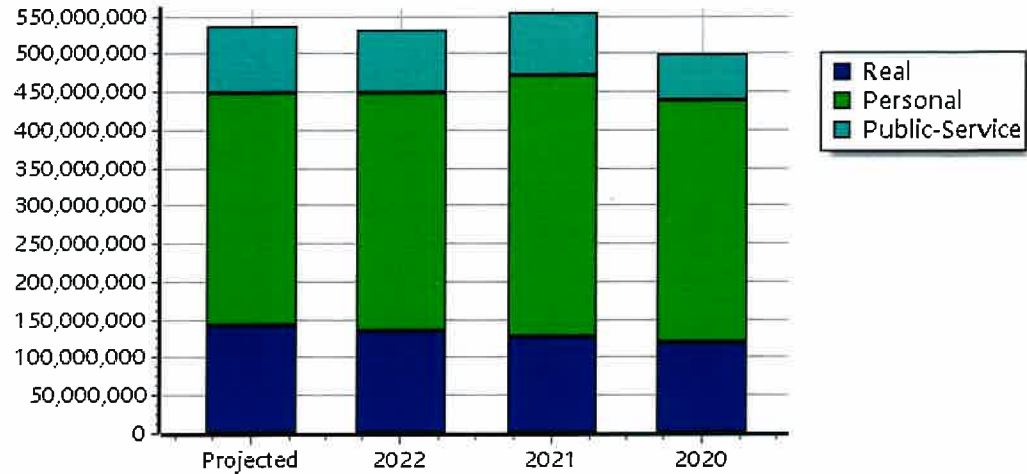
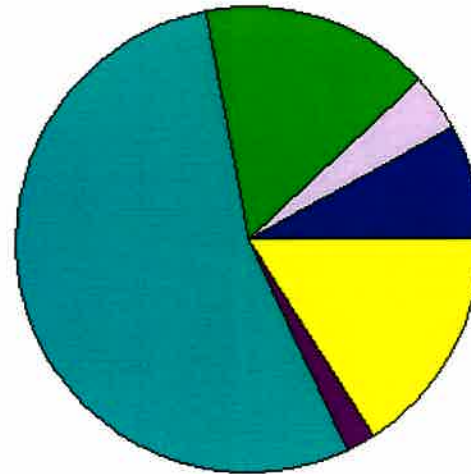
TIF Increment Value

Retained TIF Value

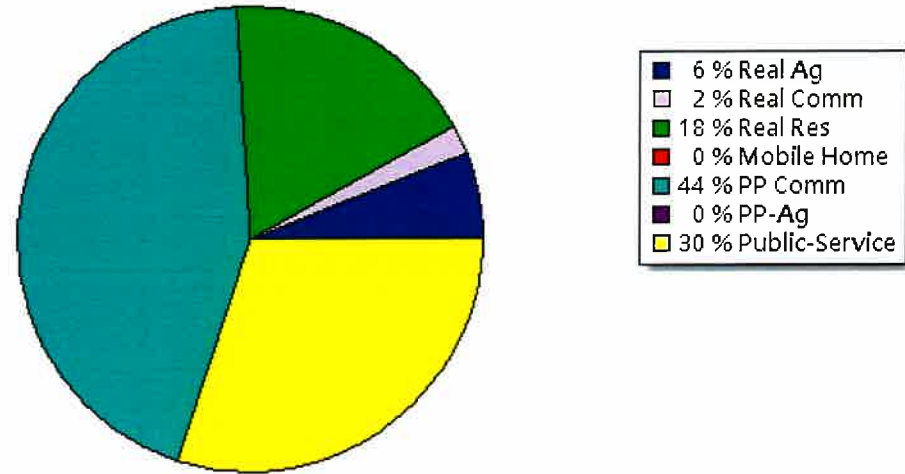
Net Assessed Value 536,113,061

Net Assessed Under Protest 41,553,785

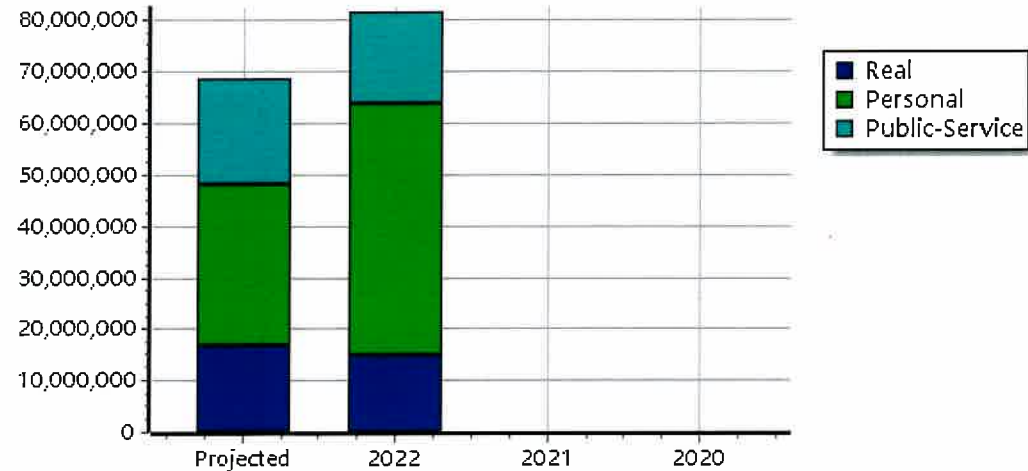
* Public Service Protests Values are not included on this report.



Real	Count	Value
Agricultural	452	3,664,571
Commercial	55	1,119,638
Residential	931	12,405,390
Total Real Value	1,438	17,189,599
Homestead	249	248,333
Veteran	10	237,961
Other	0	0
Total Exempt	260	486,294
TIF Increment Value		
Net Assessed		16,703,305
Net Assessed Under Protest	0	0
Senior Freeze	19	111,158
Capped Parcels	865	3,794,008



Personal	Count	Value
Agricultural	98	370,354
Commercial	91	30,610,296
Mobile Home	55	273,267
Total Personal	244	31,253,917
Total Exempt	0	0
TIF Increment Value		
Net Assessed		31,253,917
Net Assessed Under Protest	2	442,310
Public Service		
Total PS Value	35	20,646,448
TIF Increment Value		
Net Assessed		20,646,448



District Totals	
Total Gross Value	69,089,964
Homestead Loss	248,333
Other Exemption Loss	237,961
TIF Increment Value	
Retained TIF Value	
Net Assessed Value	68,603,670
Net Assessed Under Protest	442,310

* Public Service Protests Values are not included on this report.

Real	Count	Value
Agricultural	191	2,109,289
Commercial	4	14,844
Residential	34	474,221
Total Real Value	229	2,598,354
Homestead	30	30,000
Veteran	2	47,154
Other	0	0
Total Exempt	32	77,154

TIF Increment Value

Net Assessed		2,521,200
Net Assessed Under Protest	0	0
Senior Freeze	0	0
Capped Parcels	93	968,939

Personal	Count	Value
Agricultural	29	251,185
Commercial	28	3,901,056
Mobile Home	8	50,271
Total Personal	65	4,202,512
Total Exempt	0	0

TIF Increment Value

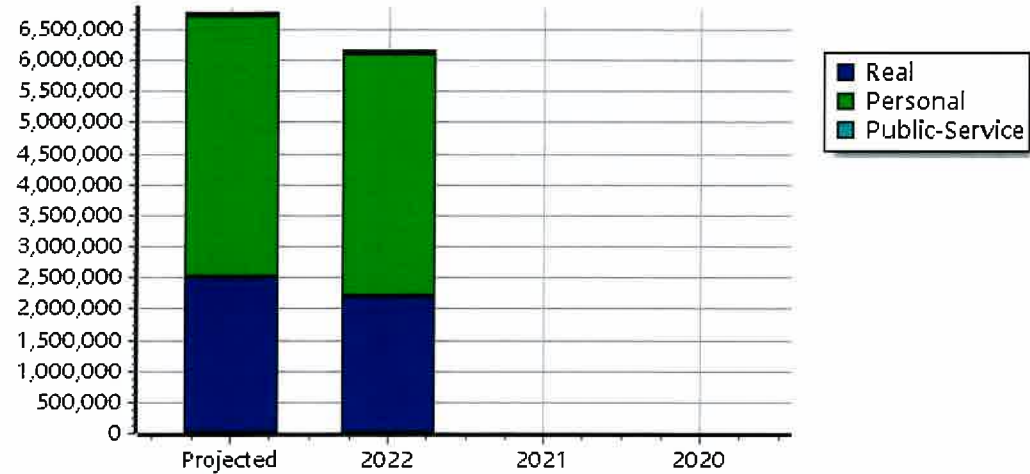
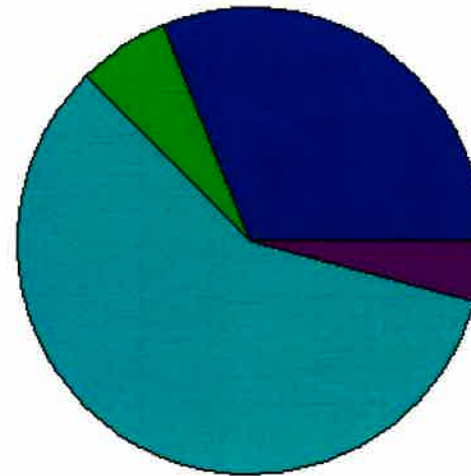
Net Assessed		4,202,512
Net Assessed Under Protest	2	610,978

Public Service	Count	Value
Total PS Value	5	54,586
TIF Increment Value		
Net Assessed		54,586

District Totals

Total Gross Value	6,855,452
Homestead Loss	30,000
Other Exemption Loss	47,154
TIF Increment Value	
Retained TIF Value	
Net Assessed Value	6,778,298
Net Assessed Under Protest	610,978

* Public Service Protests Values are not included on this report.



Real	Count	Value
Agricultural	3,217	21,526,140
Commercial	495	13,715,684
Residential	3,834	57,240,393
Total Real Value	7,546	92,482,217
Homestead	1,720	1,712,746
Veteran	26	518,888
Other	0	0
Total Exempt	1,753	2,231,634

TIF Increment Value

Net Assessed 90,250,583

Net Assessed Under Protest 0 0

Senior Freeze 96 500,258

Capped Parcels 3,021 16,047,928

Personal	Count	Value
Agricultural	572	6,483,164
Commercial	770	221,006,488
Mobile Home	282	1,624,198
Total Personal	1,624	229,113,850
Total Exempt	2	319,924

TIF Increment Value

Net Assessed 228,793,926

Net Assessed Under Protest 9 35,366,043

Public Service	Count	Value
Total PS Value	124	55,491,394

TIF Increment Value

Net Assessed 55,491,394

District Totals

Total Gross Value 377,087,461

Homestead Loss 1,712,746

Other Exemption Loss 838,812

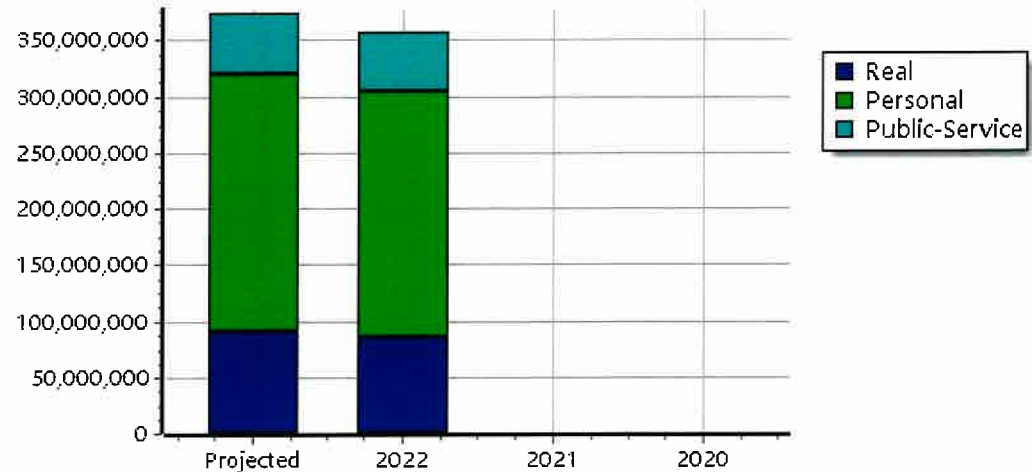
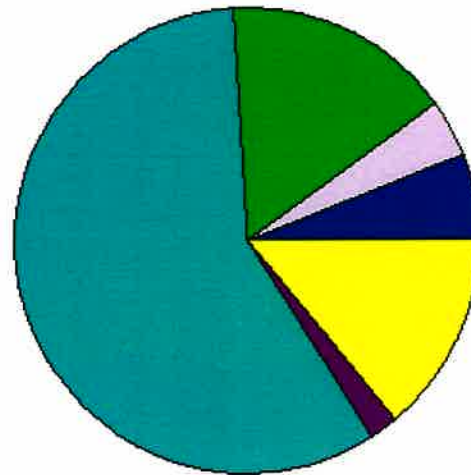
TIF Increment Value

Retained TIF Value

Net Assessed Value 374,535,903

Net Assessed Under Protest 35,366,043

* Public Service Protests Values are not included on this report.



Real	Count	Value
Agricultural	454	3,058,753
Commercial	61	1,874,372
Residential	517	10,106,120
Total Real Value	1,032	15,039,245
Homestead	276	275,833
Veteran	5	104,744
Other	0	0
Total Exempt	282	380,577

TIF Increment Value

Net Assessed 14,658,668

Net Assessed Under Protest

Senior Freeze	6	58,137
Capped Parcels	583	5,505,848

Personal	Count	Value
Agricultural	101	1,360,371
Commercial	109	58,028,809
Mobile Home	12	113,290
Total Personal	222	59,502,470
Total Exempt	1	317,924

TIF Increment Value

Net Assessed 59,184,546

Net Assessed Under Protest

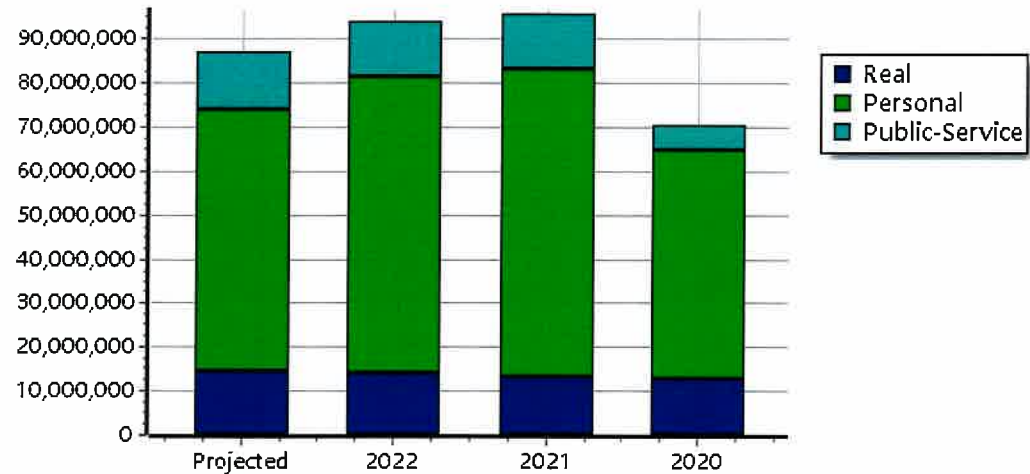

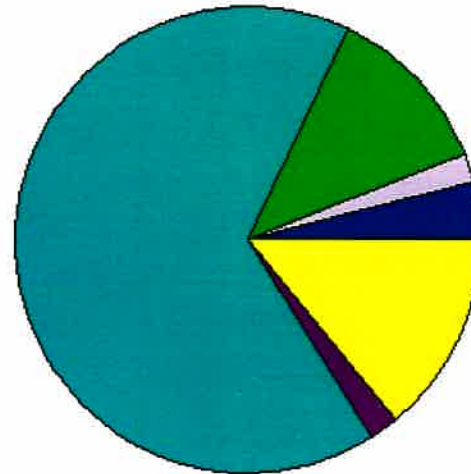
Public Service	Count	Value
Total PS Value	28	13,152,730
TIF Increment Value		
Net Assessed		13,152,730

District Totals

Total Gross Value	87,694,445
Homestead Loss	275,833
Other Exemption Loss	422,668
TIF Increment Value	
Retained TIF Value	
Net Assessed Value	86,995,944

Net Assessed Under Protest

* Public Service Protests Values are not included on this report.



Real	Count	Value
Agricultural	1,240	11,004,662
Commercial	277	6,159,527
Residential	1,366	14,441,238
Total Real Value	2,883	31,605,427
Homestead	570	567,722
Veteran	12	225,095
Other	0	0
Total Exempt	582	792,817

TIF Increment Value

Net Assessed 30,812,610

Net Assessed Under Protest 0 0

Senior Freeze 25 145,290

Capped Parcels 1,810 9,719,513

Personal	Count	Value
Agricultural	262	2,043,380
Commercial	293	36,166,314
Mobile Home	238	874,938
Total Personal	793	39,084,632
Total Exempt	1	10,099

TIF Increment Value

Net Assessed 39,074,533

Net Assessed Under Protest 4 4,875,896

Public Service	Count	Value
Total PS Value	35	11,945,702

TIF Increment Value

Net Assessed 11,945,702

District Totals

Total Gross Value 82,635,761

Homestead Loss 567,722

Other Exemption Loss 235,194

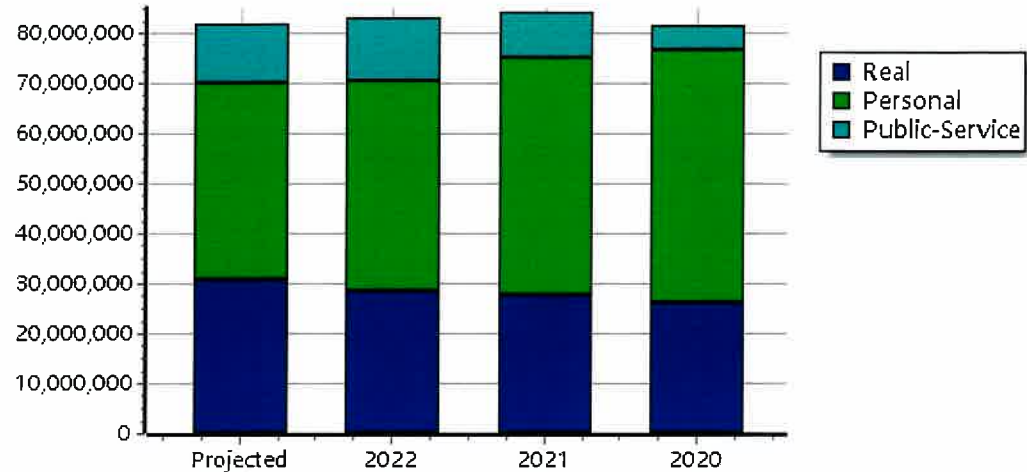
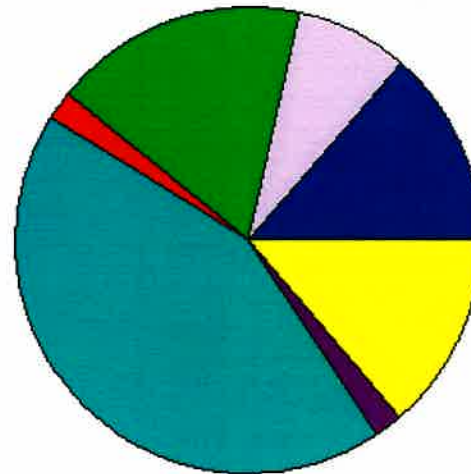
TIF Increment Value

Retained TIF Value

Net Assessed Value 81,832,845

Net Assessed Under Protest 4,875,896

* Public Service Protests Values are not included on this report.



Real	Count	Value
Agricultural	1,065	8,113,471
Commercial	348	10,578,700
Residential	2,794	42,818,549
Total Real Value	4,207	61,510,720
Homestead	1,168	1,163,358
Veteran	18	371,676
Other	0	0
Total Exempt	1,191	1,535,034

TIF Increment Value

Net Assessed 59,975,686

Net Assessed Under Protest 0

Senior Freeze	78	346,007
Capped Parcels	1,461	6,756,386

Personal	Count	Value
Agricultural	223	1,912,956
Commercial	499	52,151,236
Mobile Home	162	932,244
Total Personal	884	54,996,436
Total Exempt	1	2,000

TIF Increment Value

Net Assessed 54,994,436

Net Assessed Under Protest 3 2,792,055

Public Service	Count	Value
Total PS Value	43	25,451,598

TIF Increment Value

Net Assessed 25,451,598

District Totals

Total Gross Value	141,958,754
Homestead Loss	1,163,358
Other Exemption Loss	373,676

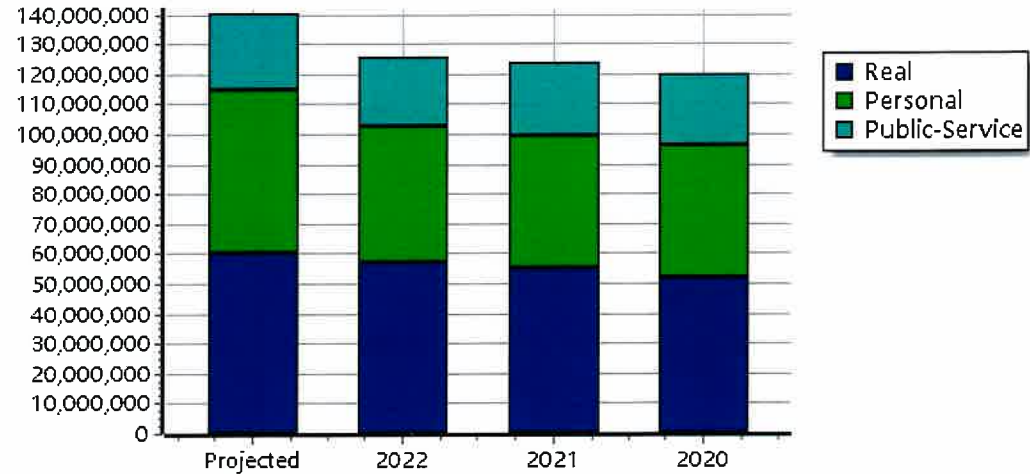
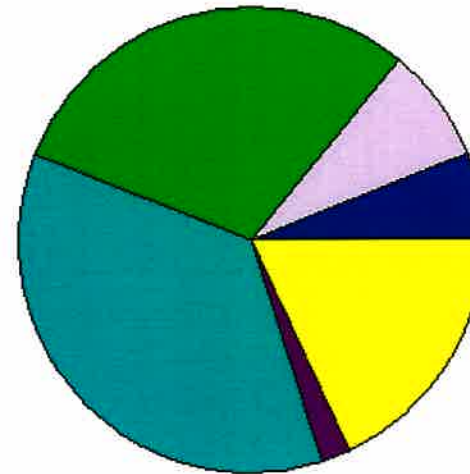
TIF Increment Value

Retained TIF Value


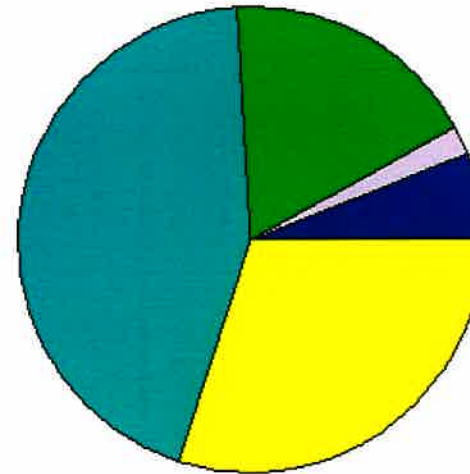
Net Assessed Value 140,421,720

Net Assessed Under Protest 2,792,055

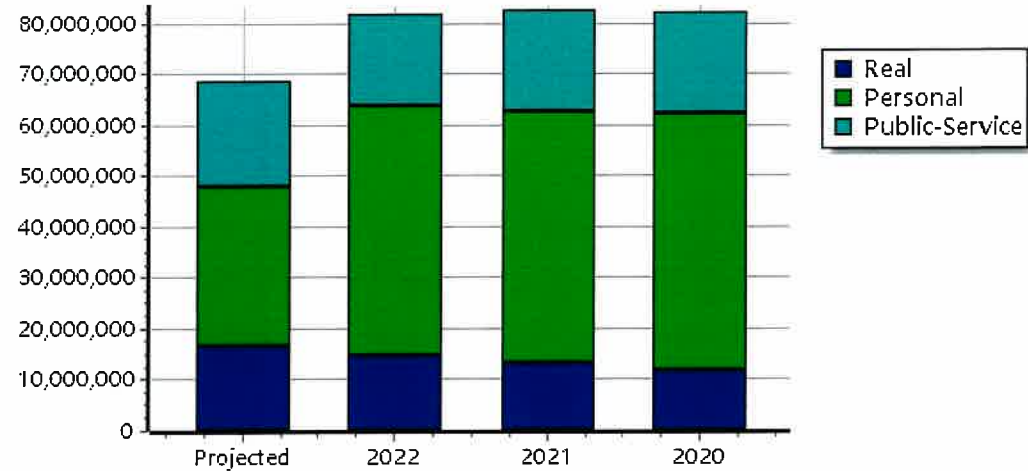
* Public Service Protests Values are not included on this report.



Real	Count	Value
Agricultural	452	3,664,571
Commercial	55	1,119,638
Residential	931	12,405,390
Total Real Value	1,438	17,189,599
Homestead	249	248,333
Veteran	10	237,961
Other	0	0
Total Exempt	260	486,294
TIF Increment Value		
Net Assessed		16,703,305
Net Assessed Under Protest	0	0
Senior Freeze	19	111,158
Capped Parcels	865	3,794,008



Personal	Count	Value
Agricultural	98	370,354
Commercial	91	30,610,296
Mobile Home	55	273,267
Total Personal	244	31,253,917
Total Exempt	0	0
TIF Increment Value		
Net Assessed		31,253,917
Net Assessed Under Protest	2	442,310
Public Service		
Total PS Value	35	20,646,448
TIF Increment Value		
Net Assessed		20,646,448



District Totals	
Total Gross Value	69,089,964
Homestead Loss	248,333
Other Exemption Loss	237,961
TIF Increment Value	
Retained TIF Value	
Net Assessed Value	68,603,670
Net Assessed Under Protest	442,310

* Public Service Protests Values are not included on this report.

Real	Count	Value
Agricultural	96	488,050
Commercial	1	6,600
Residential	3	13,341
Total Real Value	100	507,991
Homestead	7	7,000
Veteran	0	0
Other	0	0
Total Exempt	7	7,000

TIF Increment Value

Net Assessed 500,991

Net Assessed Under Protest 0 0

Senior Freeze 1 7,373

Capped Parcels 23 42,417

Personal	Count	Value
Agricultural	13	75,831
Commercial	10	1,125,987
Mobile Home	2	4,461
Total Personal	25	1,206,279
Total Exempt	0	0

TIF Increment Value

Net Assessed 1,206,279

Net Assessed Under Protest 1 -1,384

Public Service	Count	Value
Total PS Value	4	9,263

TIF Increment Value

Net Assessed 9,263

District Totals

Total Gross Value 1,723,533

Homestead Loss 7,000

Other Exemption Loss 0

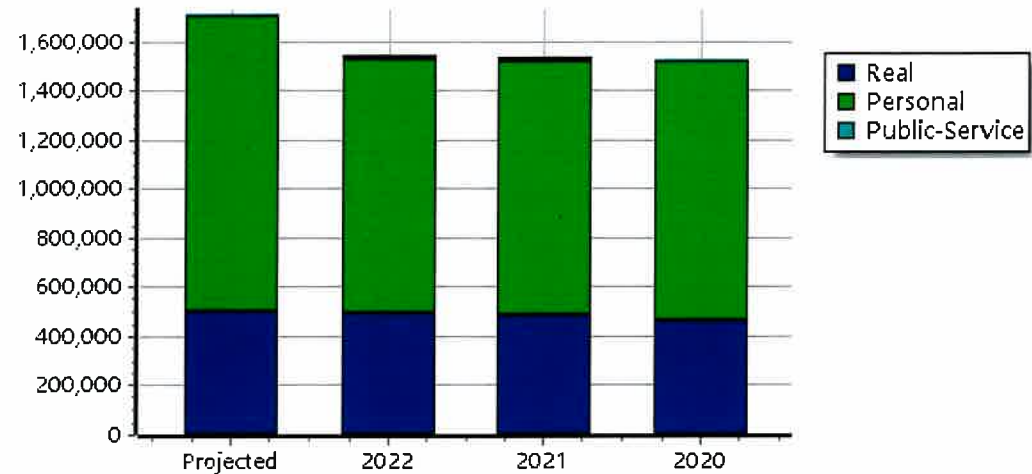
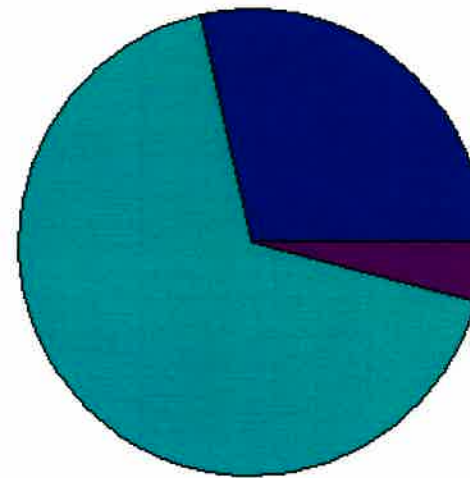
TIF Increment Value

Retained TIF Value

Net Assessed Value 1,716,533

Net Assessed Under Protest -1,384

* Public Service Protests Values are not included on this report.



Real	Count	Value
Agricultural	808	4,554,814
Commercial	55	700,628
Residential	329	2,729,134
Total Real Value	1,192	7,984,576
Homestead	153	151,722
Veteran	2	20,426
Other	0	0
Total Exempt	156	172,148

TIF Increment Value

Net Assessed		7,812,428
Net Assessed Under Protest	0	0
Senior Freeze	7	53,754
Capped Parcels	568	2,362,036

Personal	Count	Value
Agricultural	124	1,068,113
Commercial	91	71,932,102
Mobile Home	83	361,508
Total Personal	298	73,361,723
Total Exempt	0	0

TIF Increment Value

Net Assessed		73,361,723
Net Assessed Under Protest	3	31,339,018

Public Service	Count	Value
Total PS Value	27	6,801,169
TIF Increment Value		
Net Assessed		6,801,169

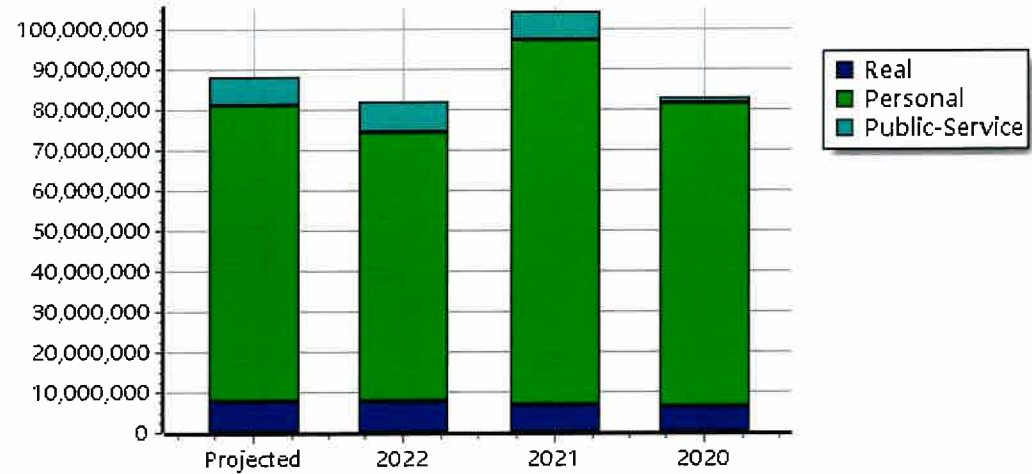
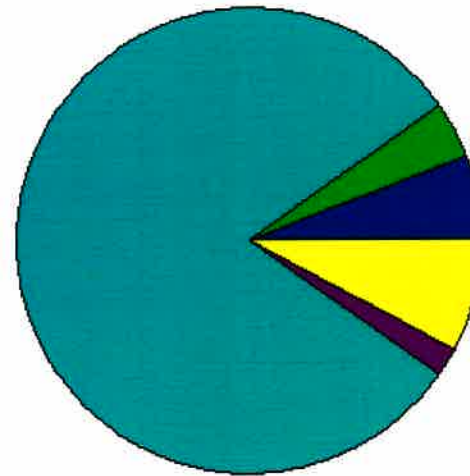
District Totals

Total Gross Value	88,147,468
Homestead Loss	151,722
Other Exemption Loss	20,426



TIF Increment Value

Retained TIF Value	
Net Assessed Value	87,975,320
Net Assessed Under Protest	31,339,018

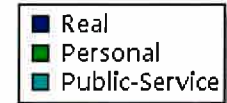
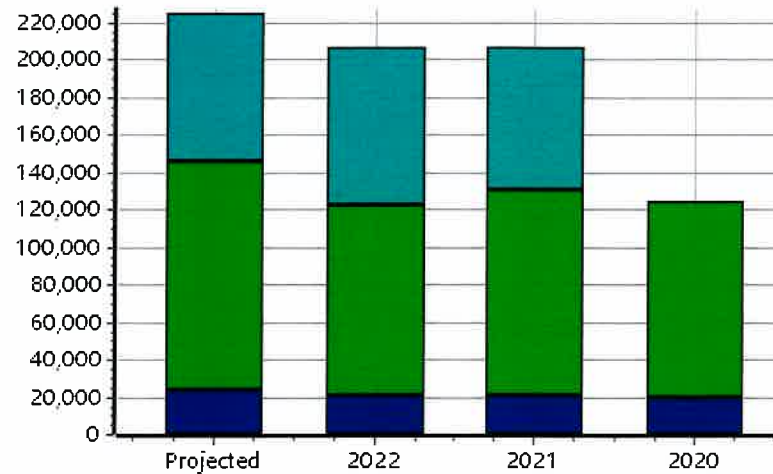
* Public Service Protests Values are not included on this report.



Real	Count	Value
Agricultural	5	23,321
Commercial	0	0
Residential	0	0
Total Real Value	5	23,321
Homestead	0	0
Veteran	0	0
Other	0	0
Total Exempt	0	0
TIF Increment Value		
Net Assessed		23,321
Net Assessed Under Protest	0	0
Senior Freeze	0	0
Capped Parcels	1	3,254




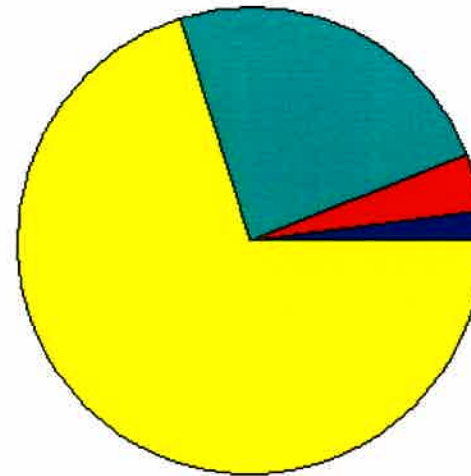
Personal	Count	Value
Agricultural	0	0
Commercial	6	122,622
Mobile Home	0	0
Total Personal	6	122,622
Total Exempt	0	0
TIF Increment Value		
Net Assessed		122,622
Net Assessed Under Protest	3	72,712
Public Service		
Total PS Value	3	79,162
TIF Increment Value		
Net Assessed		79,162



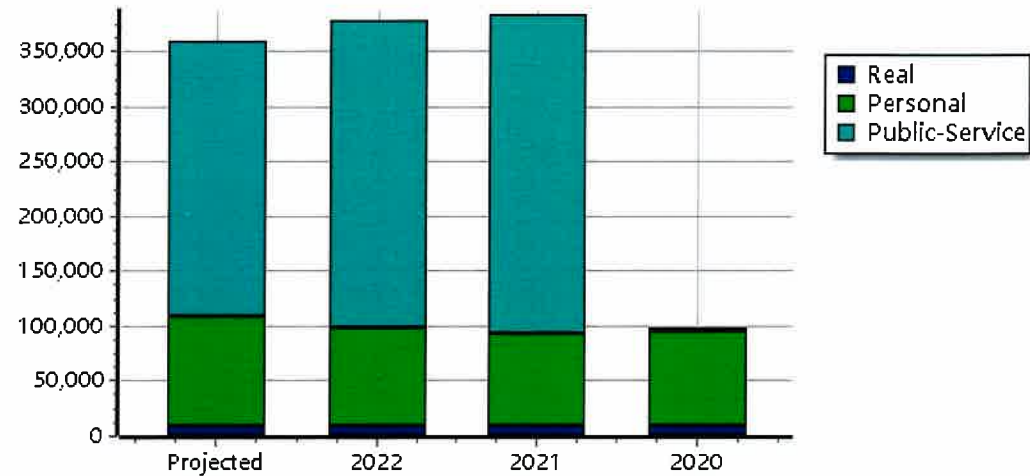
District Totals	
Total Gross Value	225,105
Homestead Loss	0
Other Exemption Loss	0
TIF Increment Value	
Retained TIF Value	
Net Assessed Value	225,105
Net Assessed Under Protest	72,712

* Public Service Protests Values are not included on this report.

Real	Count	Value
Agricultural	6	8,598
Commercial	0	0
Residential	0	0
Total Real Value	6	8,598
Homestead	0	0
Veteran	0	0
Other	0	0
Total Exempt	0	0
TIF Increment Value		
Net Assessed		8,598
Net Assessed Under Protest	0	0
Senior Freeze	0	0
Capped Parcels	0	0



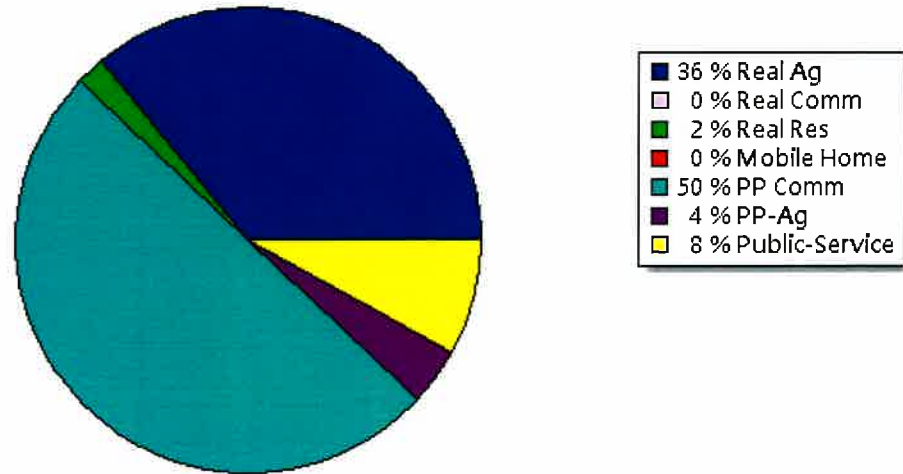
Personal	Count	Value
Agricultural	0	0
Commercial	4	83,687
Mobile Home	1	16,486
Total Personal	5	100,173
Total Exempt	0	0
TIF Increment Value		
Net Assessed		100,173
Net Assessed Under Protest	2	61,577
Public Service		
Total PS Value	5	250,896
TIF Increment Value		
Net Assessed		250,896



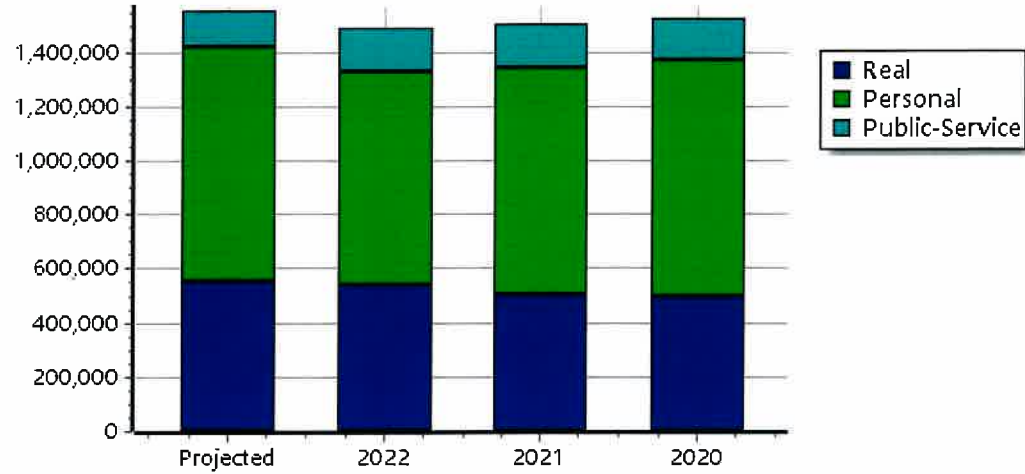
District Totals	
Total Gross Value	359,667
Homestead Loss	0
Other Exemption Loss	0
TIF Increment Value	
Retained TIF Value	
Net Assessed Value	359,667
Net Assessed Under Protest	61,577

* Public Service Protests Values are not included on this report.

Real	Count	Value
Agricultural	104	564,960
Commercial	0	0
Residential	4	47,754
Total Real Value	108	612,714
Homestead	5	5,000
Veteran	1	53,344
Other	0	0
Total Exempt	6	58,344
TIF Increment Value		
Net Assessed		554,370
Net Assessed Under Protest	0	0
Senior Freeze	1	12,800
Capped Parcels	29	77,983



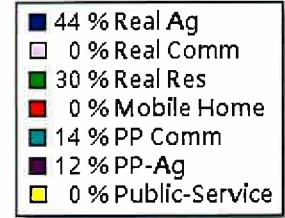
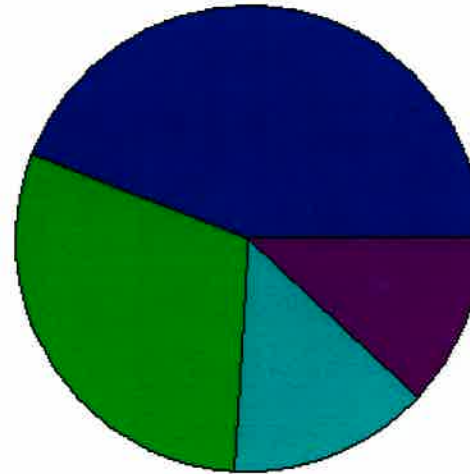
Personal	Count	Value
Agricultural	12	52,918
Commercial	13	800,959
Mobile Home	3	11,483
Total Personal	28	865,360
Total Exempt	0	0
TIF Increment Value		
Net Assessed		865,360
Net Assessed Under Protest	3	125,653
Public Service	Count	Value
Total PS Value	7	135,298
TIF Increment Value		
Net Assessed		135,298



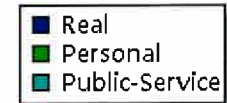
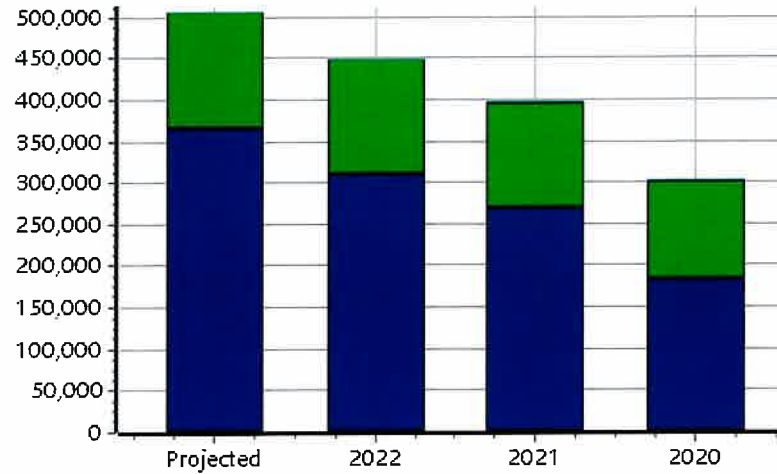
District Totals	
Total Gross Value	1,613,372
Homestead Loss	5,000
Other Exemption Loss	53,344
TIF Increment Value	
Retained TIF Value	
Net Assessed Value	1,555,028
Net Assessed Under Protest	125,653

* Public Service Protests Values are not included on this report.

Real	Count	Value
Agricultural	20	240,939
Commercial	0	0
Residential	8	161,731
Total Real Value	28	402,670
Homestead	4	4,000
Veteran	1	34,406
Other	0	0
Total Exempt	5	38,406
TIF Increment Value		
Net Assessed		364,264
Net Assessed Under Protest		
Senior Freeze	0	0
Capped Parcels	12	93,737



Personal	Count	Value
Agricultural	4	61,108
Commercial	5	79,623
Mobile Home	0	0
Total Personal	9	140,731
Total Exempt	0	0
TIF Increment Value		
Net Assessed		140,731
Net Assessed Under Protest		
Public Service		
Total PS Value	3	1,017
TIF Increment Value		
Net Assessed		1,017



District Totals	
Total Gross Value	544,418
Homestead Loss	4,000
Other Exemption Loss	34,406
TIF Increment Value	
Retained TIF Value	
Net Assessed Value	506,012
Net Assessed Under Protest	

* Public Service Protests Values are not included on this report.

Real	Count	Value
Agricultural	191	2,109,289
Commercial	4	14,844
Residential	34	474,221
Total Real Value	229	2,598,354
Homestead	30	30,000
Veteran	2	47,154
Other	0	0
Total Exempt	32	77,154

TIF Increment Value

Net Assessed		2,521,200
Net Assessed Under Protest	0	0
Senior Freeze	0	0
Capped Parcels	93	968,939

Personal	Count	Value
Agricultural	29	251,185
Commercial	28	3,901,056
Mobile Home	8	50,271
Total Personal	65	4,202,512
Total Exempt	0	0

TIF Increment Value

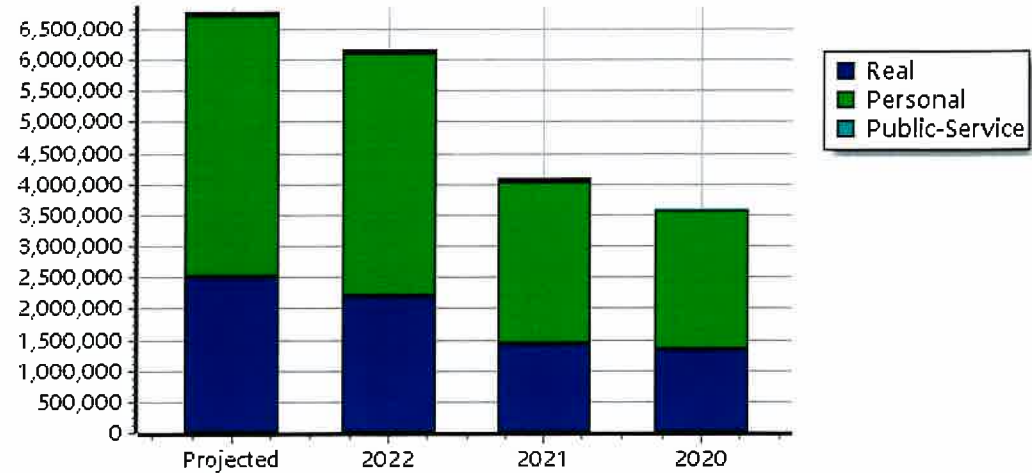
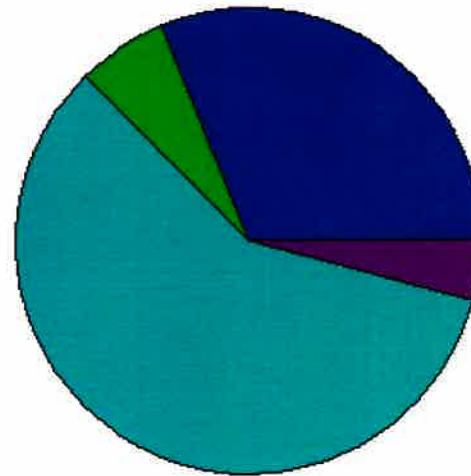
Net Assessed		4,202,512
Net Assessed Under Protest	2	610,978

Public Service	Count	Value
Total PS Value	5	54,586
TIF Increment Value		
Net Assessed		54,586

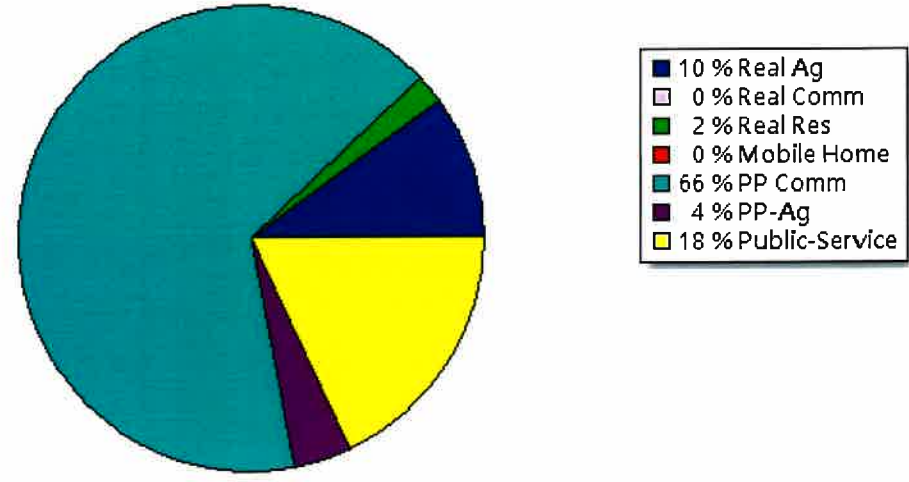
District Totals

Total Gross Value	6,855,452
Homestead Loss	30,000
Other Exemption Loss	47,154
TIF Increment Value	
Retained TIF Value	
Net Assessed Value	6,778,298
Net Assessed Under Protest	610,978

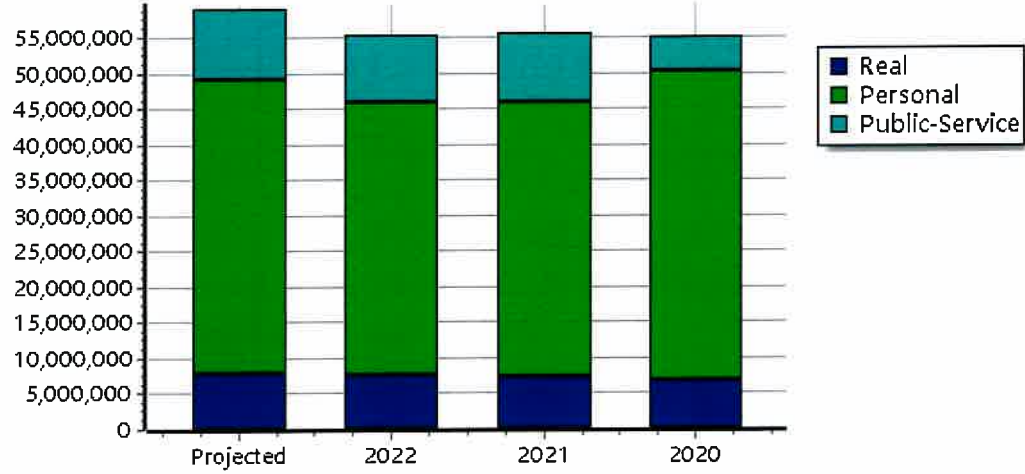
* Public Service Protests Values are not included on this report.



Real	Count	Value
Agricultural	890	5,799,102
Commercial	31	561,984
Residential	194	1,586,590
Total Real Value	1,115	7,947,676
Homestead	123	121,833
Veteran	1	22,042
Other	0	0
Total Exempt	124	143,875
TIF Increment Value		
Net Assessed		7,803,801
Net Assessed Under Protest	0	0
Senior Freeze	5	42,360
Capped Parcels	409	1,423,658



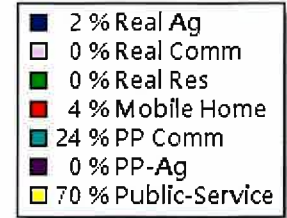
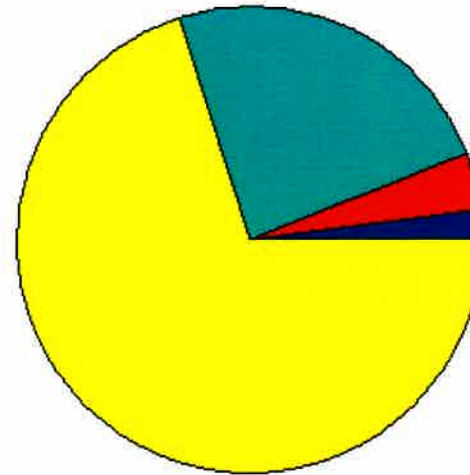
Personal	Count	Value
Agricultural	124	2,141,724
Commercial	71	38,894,341
Mobile Home	25	217,156
Total Personal	220	41,253,221
Total Exempt	0	0
TIF Increment Value		
Net Assessed		41,253,221
Net Assessed Under Protest	3	1,234,970
Public Service		
Total PS Value	26	10,085,897
TIF Increment Value		
Net Assessed		10,085,897



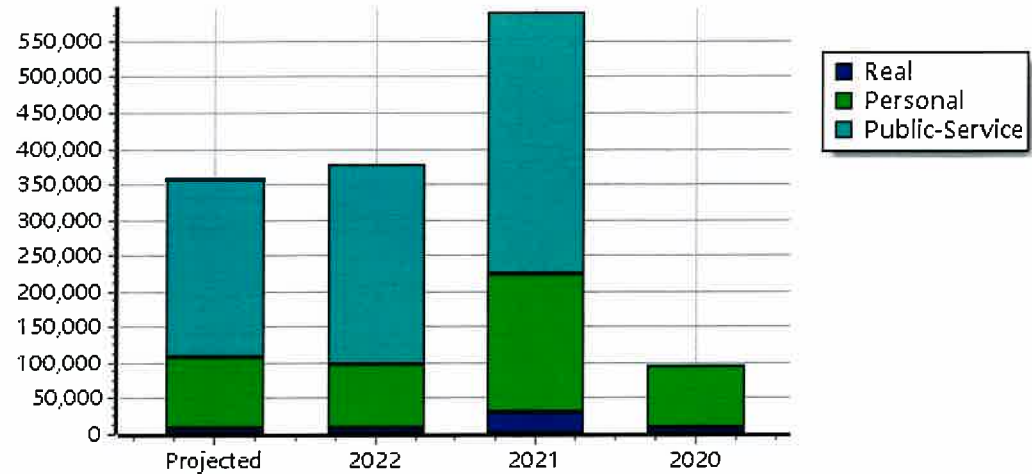
District Totals	
Total Gross Value	59,286,794
Homestead Loss	121,833
Other Exemption Loss	22,042
TIF Increment Value	
Retained TIF Value	
Net Assessed Value	59,142,919
Net Assessed Under Protest	1,234,970

* Public Service Protests Values are not included on this report.

Real	Count	Value
Agricultural	6	8,598
Commercial	0	0
Residential	0	0
Total Real Value	6	8,598
Homestead	0	0
Veteran	0	0
Other	0	0
Total Exempt	0	0
TIF Increment Value		
Net Assessed		8,598
Net Assessed Under Protest	0	0
Senior Freeze	0	0
Capped Parcels	0	0



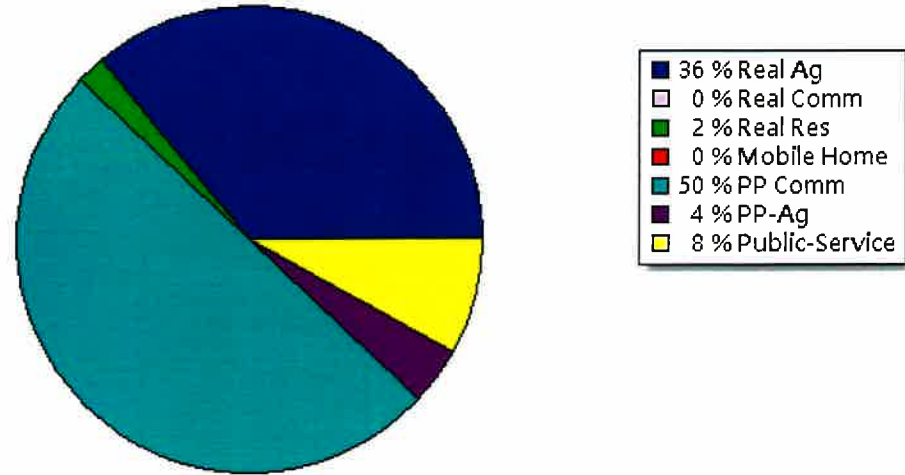
Personal	Count	Value
Agricultural	0	0
Commercial	4	83,687
Mobile Home	1	16,486
Total Personal	5	100,173
Total Exempt	0	0
TIF Increment Value		
Net Assessed		100,173
Net Assessed Under Protest	2	61,577
Public Service		
Total PS Value	5	250,896
TIF Increment Value		
Net Assessed		250,896



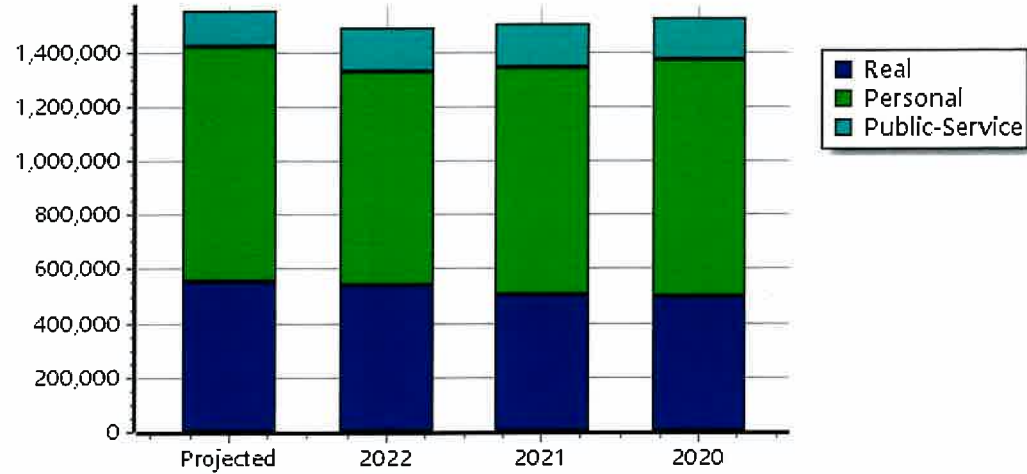
District Totals	
Total Gross Value	359,667
Homestead Loss	0
Other Exemption Loss	0
TIF Increment Value	
Retained TIF Value	
Net Assessed Value	359,667
Net Assessed Under Protest	61,577

* Public Service Protests Values are not included on this report.

Real	Count	Value
Agricultural	104	564,960
Commercial	0	0
Residential	4	47,754
Total Real Value	108	612,714
Homestead	5	5,000
Veteran	1	53,344
Other	0	0
Total Exempt	6	58,344
TIF Increment Value		
Net Assessed		554,370
Net Assessed Under Protest	0	0
Senior Freeze	1	12,800
Capped Parcels	29	77,983



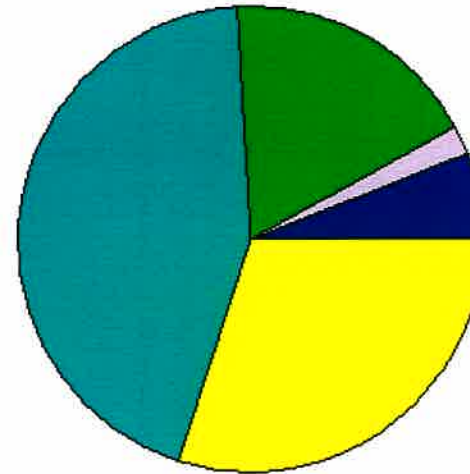
Personal	Count	Value
Agricultural	12	52,918
Commercial	13	800,959
Mobile Home	3	11,483
Total Personal	28	865,360
Total Exempt	0	0
TIF Increment Value		
Net Assessed		865,360
Net Assessed Under Protest	3	125,653
Public Service	Count	Value
Total PS Value	7	135,298
TIF Increment Value		
Net Assessed		135,298



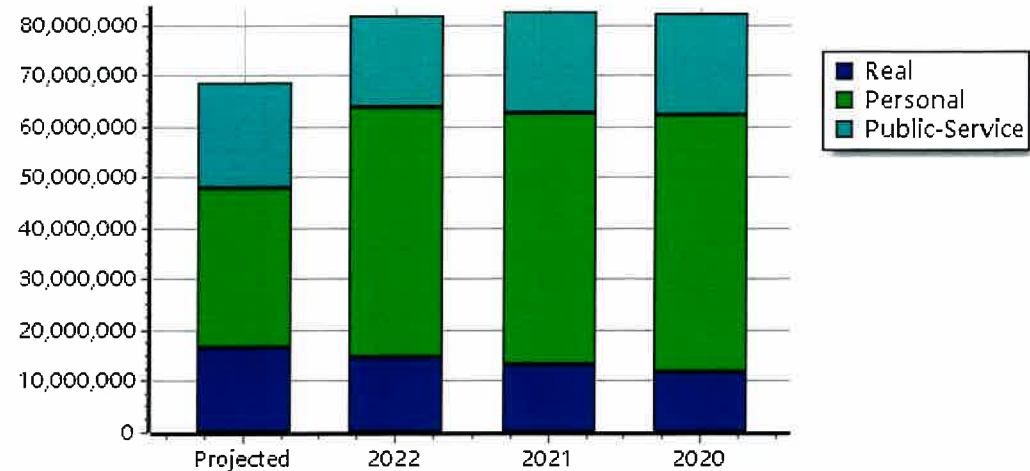
District Totals	
Total Gross Value	1,613,372
Homestead Loss	5,000
Other Exemption Loss	53,344
TIF Increment Value	
Retained TIF Value	
Net Assessed Value	1,555,028
Net Assessed Under Protest	125,653

* Public Service Protests Values are not included on this report.

Real	Count	Value
Agricultural	452	3,664,571
Commercial	55	1,119,638
Residential	931	12,405,390
Total Real Value	1,438	17,189,599
Homestead	249	248,333
Veteran	10	237,961
Other	0	0
Total Exempt	260	486,294
TIF Increment Value		
Net Assessed		16,703,305
Net Assessed Under Protest	0	0
Senior Freeze	19	111,158
Capped Parcels	865	3,794,008



Personal	Count	Value
Agricultural	98	370,354
Commercial	91	30,610,296
Mobile Home	55	273,267
Total Personal	244	31,253,917
Total Exempt	0	0
TIF Increment Value		
Net Assessed		31,253,917
Net Assessed Under Protest	2	442,310
Public Service		
Total PS Value	35	20,646,448
TIF Increment Value		
Net Assessed		20,646,448



District Totals	
Total Gross Value	69,089,964
Homestead Loss	248,333
Other Exemption Loss	237,961
TIF Increment Value	
Retained TIF Value	
Net Assessed Value	68,603,670
Net Assessed Under Protest	442,310

* Public Service Protests Values are not included on this report.

Real	Count	Value
Agricultural	191	2,109,289
Commercial	4	14,844
Residential	34	474,221
Total Real Value	229	2,598,354
Homestead	30	30,000
Veteran	2	47,154
Other	0	0
Total Exempt	32	77,154

TIF Increment Value

Net Assessed 2,521,200

Net Assessed Under Protest 0 0

Senior Freeze 0 0

Capped Parcels 93 968,939

Personal	Count	Value
Agricultural	29	251,185
Commercial	28	3,901,056
Mobile Home	8	50,271
Total Personal	65	4,202,512
Total Exempt	0	0

TIF Increment Value

Net Assessed 4,202,512

Net Assessed Under Protest 2 610,978

Public Service	Count	Value
Total PS Value	5	54,586

TIF Increment Value

Net Assessed 54,586

District Totals

Total Gross Value 6,855,452

Homestead Loss 30,000

Other Exemption Loss 47,154

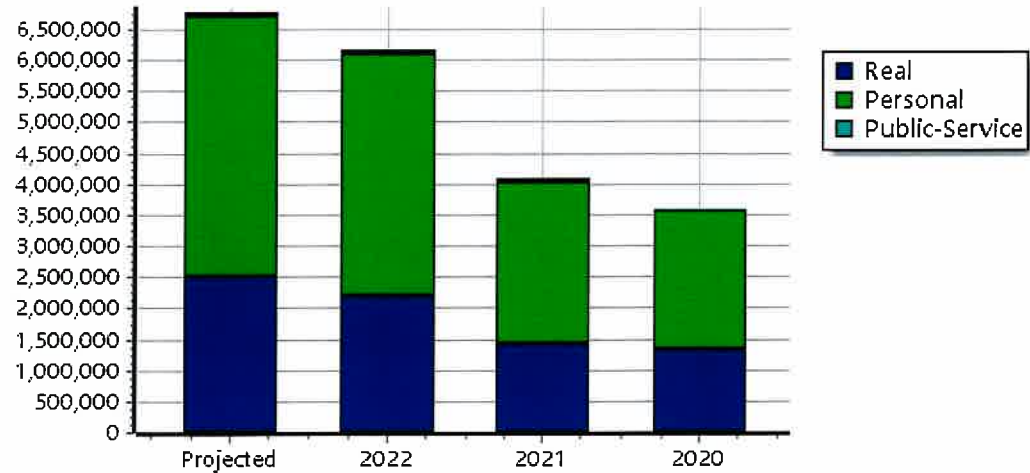
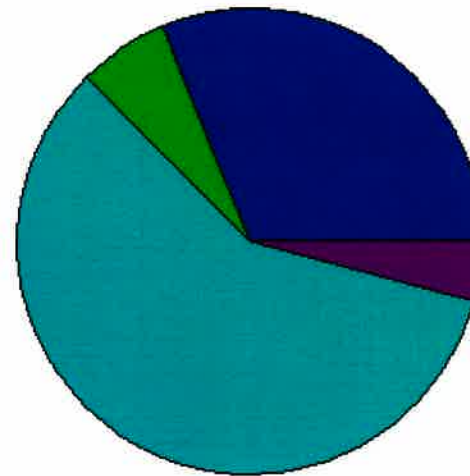
TIF Increment Value

Retained TIF Value

Net Assessed Value 6,778,298

Net Assessed Under Protest 610,978

* Public Service Protests Values are not included on this report.



Real	Count	Value
Agricultural	808	4,554,814
Commercial	55	700,628
Residential	329	2,729,134
Total Real Value	1,192	7,984,576
Homestead	153	151,722
Veteran	2	20,426
Other	0	0
Total Exempt	156	172,148

TIF Increment Value

Net Assessed 7,812,428

Net Assessed Under Protest 0 0

Senior Freeze 7 53,754

Capped Parcels 568 2,362,036

Personal	Count	Value
Agricultural	124	1,068,113
Commercial	91	71,932,102
Mobile Home	83	361,508
Total Personal	298	73,361,723
Total Exempt	0	0

TIF Increment Value

Net Assessed 73,361,723

Net Assessed Under Protest 3 31,339,018

Public Service	Count	Value
Total PS Value	27	6,801,169

TIF Increment Value

Net Assessed 6,801,169

District Totals

Total Gross Value 88,147,468

Homestead Loss 151,722

Other Exemption Loss 20,426

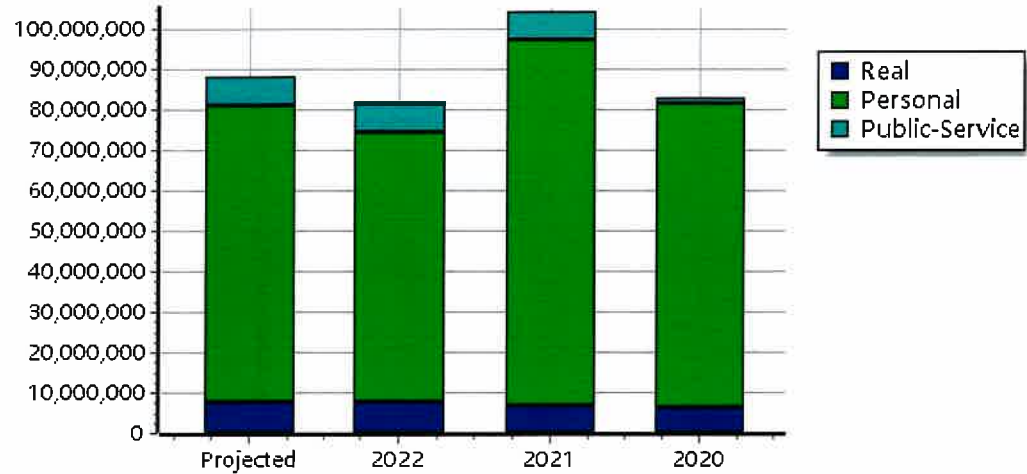

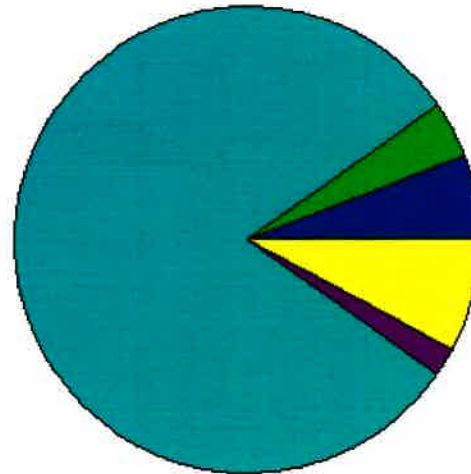
TIF Increment Value

Retained TIF Value

Net Assessed Value 87,975,320

Net Assessed Under Protest 31,339,018

* Public Service Protests Values are not included on this report.



Real	Count	Value
Agricultural	1,065	8,113,471
Commercial	348	10,578,700
Residential	2,794	42,818,549
Total Real Value	4,207	61,510,720
Homestead	1,168	1,163,358
Veteran	18	371,676
Other	0	0
Total Exempt	1,191	1,535,034

TIF Increment Value

Net Assessed		59,975,686
Net Assessed Under Protest	0	0
Senior Freeze	78	346,007
Capped Parcels	1,461	6,756,386

Personal	Count	Value
Agricultural	223	1,912,956
Commercial	499	52,151,236
Mobile Home	162	932,244
Total Personal	884	54,996,436
Total Exempt	1	2,000

TIF Increment Value

Net Assessed		54,994,436
Net Assessed Under Protest	3	2,792,055

Public Service	Count	Value
Total PS Value	43	25,451,598

TIF Increment Value

Net Assessed		25,451,598
---------------------	--	-------------------

District Totals

Total Gross Value	141,958,754
Homestead Loss	1,163,358
Other Exemption Loss	373,676

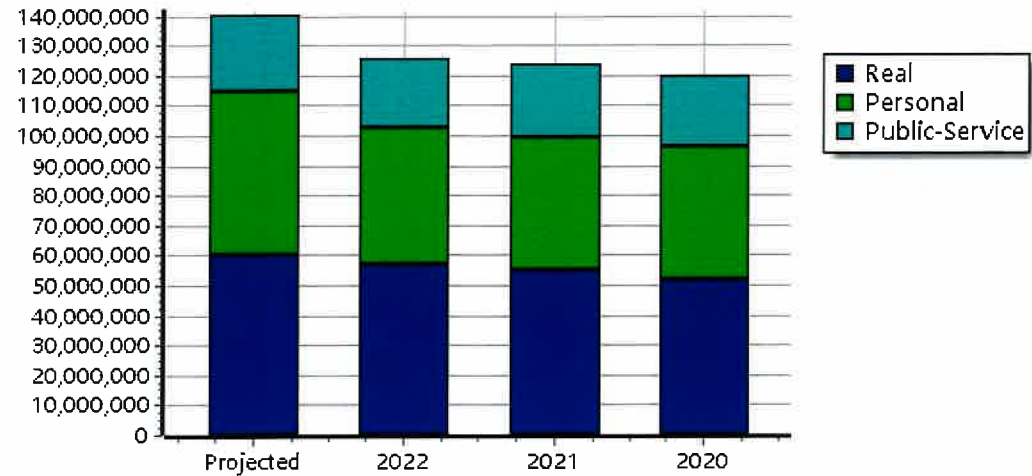
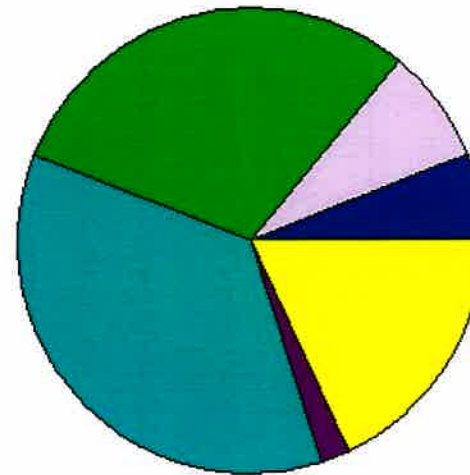
TIF Increment Value

Retained TIF Value

Net Assessed Value	140,421,720
---------------------------	--------------------

Net Assessed Under Protest	2,792,055
-----------------------------------	------------------

* Public Service Protests Values are not included on this report.



Real	Count	Value
Agricultural	890	5,799,102
Commercial	31	561,984
Residential	194	1,586,590
Total Real Value	1,115	7,947,676
Homestead	123	121,833
Veteran	1	22,042
Other	0	0
Total Exempt	124	143,875

TIF Increment Value

Net Assessed 7,803,801

Net Assessed Under Protest 0 0

Senior Freeze 5 42,360

Capped Parcels 409 1,423,658

Personal	Count	Value
Agricultural	124	2,141,724
Commercial	71	38,894,341
Mobile Home	25	217,156
Total Personal	220	41,253,221
Total Exempt	0	0

TIF Increment Value

Net Assessed 41,253,221

Net Assessed Under Protest 3 1,234,970

Public Service	Count	Value
Total PS Value	26	10,085,897

TIF Increment Value

Net Assessed 10,085,897

District Totals

Total Gross Value 59,286,794

Homestead Loss 121,833

Other Exemption Loss 22,042

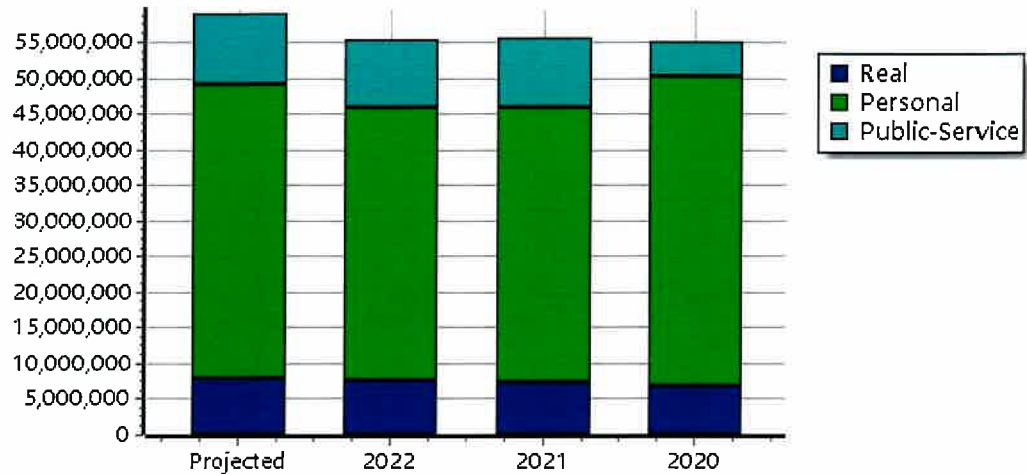
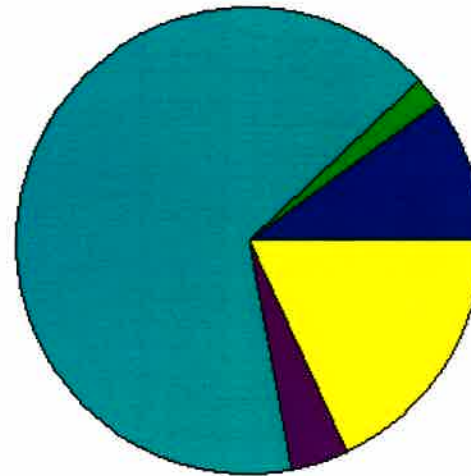
TIF Increment Value

Retained TIF Value

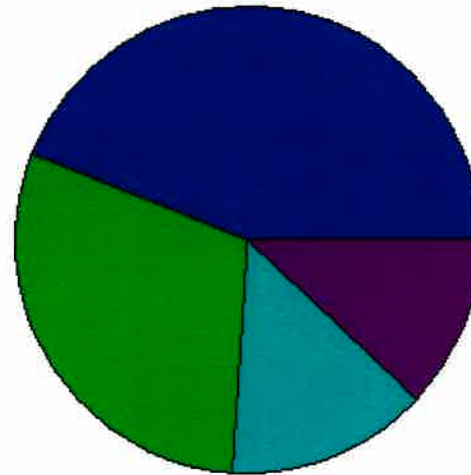
Net Assessed Value 59,142,919

Net Assessed Under Protest 1,234,970

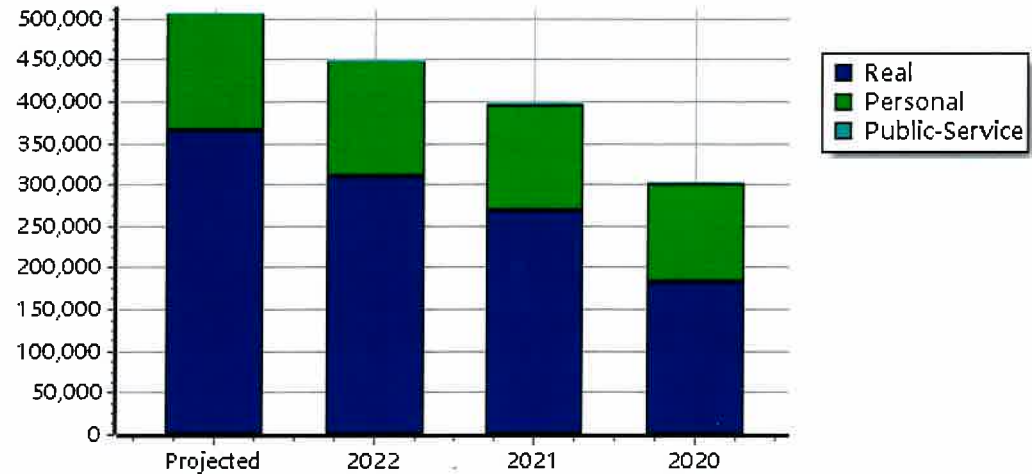
* Public Service Protests Values are not included on this report.



Real	Count	Value
Agricultural	20	240,939
Commercial	0	0
Residential	8	161,731
Total Real Value	28	402,670
Homestead	4	4,000
Veteran	1	34,406
Other	0	0
Total Exempt	5	38,406
TIF Increment Value		
Net Assessed		364,264
Net Assessed Under Protest		
Senior Freeze	0	0
Capped Parcels	12	93,737



Personal	Count	Value
Agricultural	4	61,108
Commercial	5	79,623
Mobile Home	0	0
Total Personal	9	140,731
Total Exempt	0	0
TIF Increment Value		
Net Assessed		140,731
Net Assessed Under Protest		
Public Service	Count	Value
Total PS Value	3	1,017
TIF Increment Value		
Net Assessed		1,017



District Totals	
Total Gross Value	544,418
Homestead Loss	4,000
Other Exemption Loss	34,406
TIF Increment Value	
Retained TIF Value	
Net Assessed Value	506,012
Net Assessed Under Protest	

* Public Service Protests Values are not included on this report.